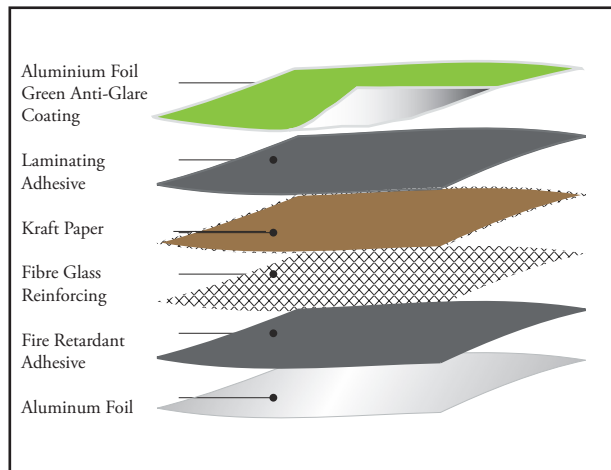


THERMOSEAL[™] ROOF METAL/ WALL



General Description

Bradford Thermoseal[™] Roof Metal/Wall is a light duty sarking versatilly designed allowing it to be used as a wall wrap as well as under metal deck roofs where temperatures can exceed 80 °C.

Product Description

Bradford Thermoseal Roof Metal/Wall is a light duty radiant barrier consisting of a layer of fibreglass reinforced in a tri-directional pattern, kraft paper and two layers of aluminium foil laminate with fire retardant adhesive. To eliminate glare during installation, Thermoseal Roof Metal has a green antiglare coating with black Thermoseal logo on one surface.

Applications

Bradford Thermoseal Roof Metal/Wall is a light duty economical grade reflective foil insulation specifically developed as insulation and condensation control for use under metal deck roofs in domestic and commercial applications. Thermoseal Roof Meta/Walll can also be used as a cost effective behind Brick Veneer walls to protect against dirt, dust, draughts and condensation. This product is not for use behind lightweight cladding applications. Thermoseal's integral thermal insulation properties also contribute to keeping homes warmer in winter and cooler in summer. Additionally, the installation of Thermoseal Roof

Metal/Wall will add to the overall thermal performance of the roof or wall when a clear airspace of at least 20mm or more is provided at the reflective side of the foil face. Tough enough to withstand the rigours of construction, Thermoseal provides an excellent barrier against dust during home building. Reducing glare from the external face of a building is an important site construction and road safety requirement. Thermoseal Roof Metal/Wall has a green antiglare coating which is installed to the outside of the building to reduce reflection to acceptable levels.

Benefits

- Pliable, strong and easy to use
- Ideal for under metal roof and also as a wall wrap
- Provides ongoing physical protection against the elements
- Reduces temperature variations and condensations inside the home
- Increases energy efficiency; and
- Improves homeowner comfort by weatherising the home

Health & Safety

Information on any known health risks on our products and how to handle them safely is detailed on our website www.bradfordinsulation.com.au. Additional information is listed in the Material Safety Data Sheets also available on our website.

Standard Sizes & Packaging

Width(mm)	Length(m)	m ² per roll	Rolls per pallet	Product code
1350	20	27	50	30388
1350	60	81	50	15056

Durability

Bradford Thermoseal Roof Metal/Wall is a general purpose Roof Sarking/Wall Wrapping product and is guaranteed to be free from manufacturing defects. Bradford Thermoseal Roof Metal/Wall will perform in normal building applications when installed in accordance with AS/NZS 4200.2:1994 Pliable Building Membranes and Underlay's, Part 2 Installation Requirements. Please note, all work must be designed and constructed in compliance with all provisions of the current Building Code of Australia, regulations and relevant standards.

Weather Exposure

This product is a secondary sarking material and is not designed to withstand prolonged direct exposure to the elements - accordingly, the exterior cladding should be installed without delay. Product exposed to harsh weather conditions, or for more than 6 weeks for wall or 2 weeks for roof applications, should be inspected for damage prior to installation of the exterior cladding and damaged product should be repaired or replaced to comply with the product warranty.

THERMOSEAL™ ROOF METAL/WALL

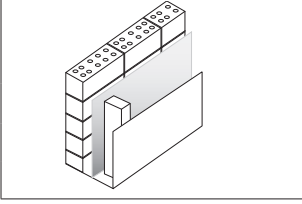
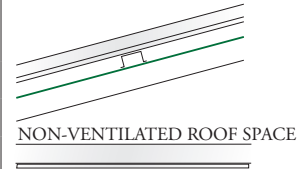
Bradford Thermoseal Roof Metal/Wall should be installed with the green anti-glare side facing outwards. In roofing applications, CSR Bradford Insulation recommends using a minimum sag of 40mm deep between the rafters, except at the eaves. To ensure effective performance and satisfactory lifespan, radiant barriers such as Thermoseal must be installed with a minimum airspace of 20mm on the reflective face. For specialised applications such as slate tiles or where specific wind loadings are required please refer to your nearest Bradford Insulation office.

Physical Properties

Classification in accordance with AS/NZ 4200.1 unless otherwise stated. **When tested to 1530.2, it complies to requirements set out for extreme bush fire attack category BCA volume II clause 3.7.4.3.

Thermal Performance

The thermal performance of reflective insulation varies according to the direction of the heat flow. The following table provides total R values for common systems in accordance with AS4859.1:2002 Materials for the Thermal Insulation of Buildings.

	Brick Veneer Wall	
	Total R-Value	
	Summer	Winter
	R _T 1.6	R _T 1.8
	Pitched Metal Roof	
	Total R-Value	
	Summer	Winter
	R _T 1.9	R _T 1.2

- Emittance of reflective foil surfaces 0.05 or less
- Temperature difference 6 °C for heat flow out and 12 °C for heat flow in
- In roofs, Thermoseal installed antiglare facing up, reflective surfaces facing down
- In walls, Thermoseal installed on the exterior of the studs, reflective surface facing the plasterboard
- Emittance of antiglare surface 0.10

Classifications

Duty	Table 1 AS/NZS 4200.1:1994	Light
Vapour Barrier	ASTM E96	Medium
Emissivity-Antiglare Side		0.10
Emittance	AS/NZS 4201.5	Reflective
Water Barrier	AS/NZS 4201.4	High
Absorbency	AS/NZS 4201.6	Unclassified
Resistance to Dry De-Lamination	AS/NZ 4201.1	Pass
Resistance to Wet De-Lamination	AS/NZ 4201.2	Pass
Shrinkage	AS/NZ 4201.3	<0.5%
Tensile Strength	AS 1301.448	
Machine Direction(kN/m)		(Min 7.5) 7.9
Lateral Direction(kN/m)		(Min 4.5) 4.9
Edge Tear Resistance	TAPPI T470	
Machine Direction (N)		(Min 45) 53.5
Lateral Direction (N)		(Min 45) 58.7
Folding Endurance Test	AS 1301.423	
Machine Direction		Complies
Cross Direction		Complies
Fire Resistance	AS 1530 Part 2	
Flammability Index**		<5