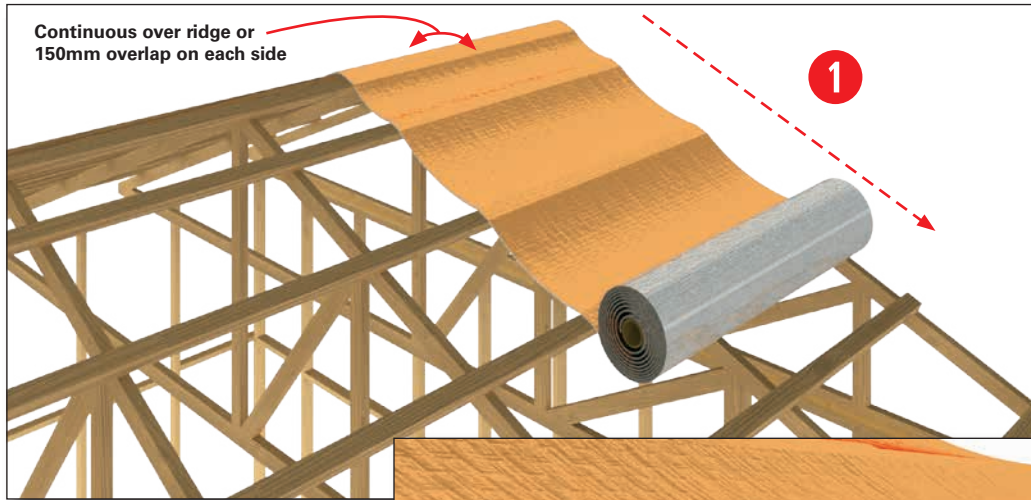
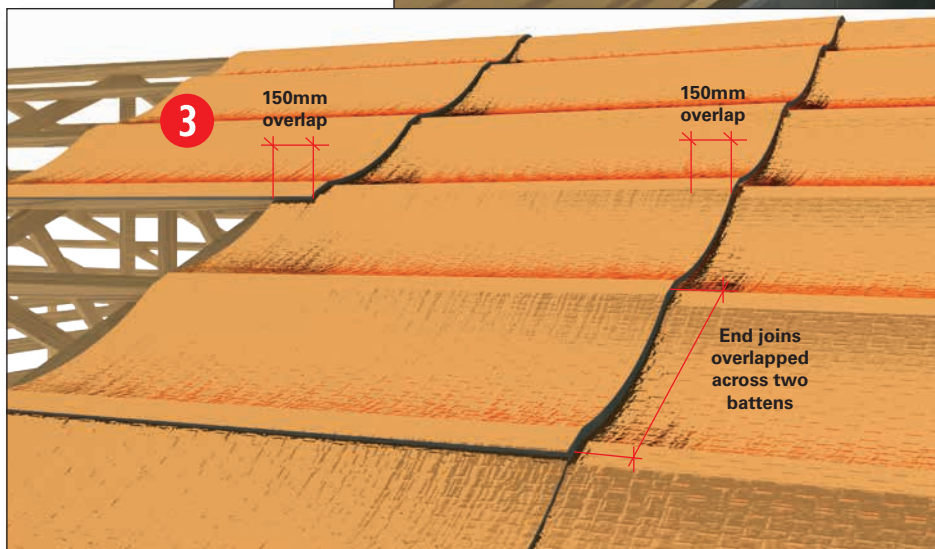



PITCHED RESIDENTIAL METAL ROOF – OVER BATTENS



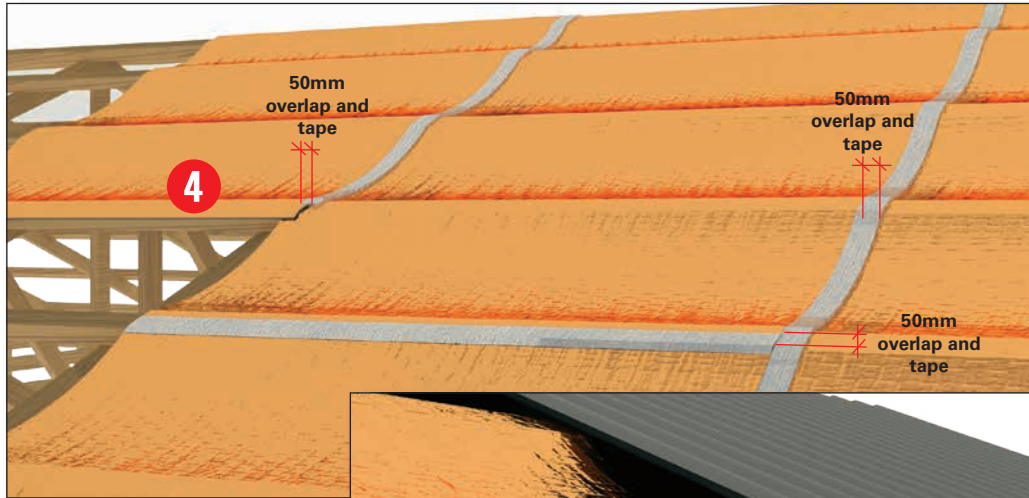
- 1 Starting at a minimum 150mm over the ridge, roll Polyair out over the battens and down to the gutter. Ensure a 40mm sag is created between each batten and use tape or staples on battens to hold Polyair in place until roof sheeting is fixed.

- 2 Ensure there is a 25mm overhang into the gutter. Use a safety knife to cut the required length and use tape or staples on battens to hold Polyair in place until roof sheeting is fixed.





- 3 Overlap each row of Polyair by 150mm and ensure end joints are overlapped across two battens. See drawing 4 for taping options.

Pitched Residential Metal Roof – Over Battens



- 4 Alternatively, a minimum overlap of 50mm is allowed when foil tape is used at the overlaps and end joins.

- 5 Fix metal roofing as required and ensure the 40mm sag is maintained between the roof sheeting and Polyair.



- 6 Repeat steps until the roof is fully covered.

Installation Guidance: The install illustrations are a general guide only, for project specific advice contact the Bradford technical services team on 1300 850 305. Installation of Polyair should be in accordance with AS/NZS 4200.2 as a minimum. Refer to Polyair Technical Datasheets at reflectiveinsulation.com.au for handling, safety and product performance information.

Ventilation & Condensation: Roof space ventilation is recommended for use in conjunction with Polyair to improve summer heat flow performance and assist in the management of condensation in winter. Further information on condensation management can be found on the Bradford website and in cold climates the Enviroseal range of vapour permeable products should be considered to further reduce condensation risk. Information on ventilation can be found at edmonds.com.au



CSR Bradford
Locked Bag 1345 North Ryde BC NSW 1670
csrbradford.com.au
Email: bradfordenquiries@csr.com.au

For further information
call **1300 850 305** or
visit reflectiveinsulation.com.au



CSR Bradford is a business division of CSR Building Products Limited ABN 55 008 631 356

The contents of this brochure are copyright protected and may not be reproduced in any form without prior written consent of CSR Bradford. Recommendations and advice regarding the use of the products described in this brochure are to be taken as a guide only, and are given without liability on the part of the company or its employees. We reserve the right to change product specifications without prior notification, please refer to the CSR Bradford website for the latest revision of this document. The purchaser should independently determine the suitability of the product for the intended use and application.