




1910s



RECAP

This week, Luke and Jasmin created a stunning space in their master ensuite. With all the right nods to their era, they crafted a contemporary bathroom that would stun any potential buyer.

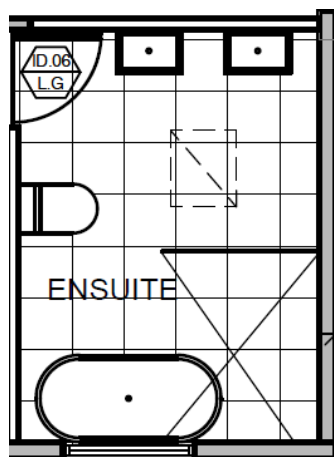
HIGHLIGHTS

The judges loved the light, bright and airy vibe in this elegant space, which stopped them in their tracks as they walked in!

"Look at the curve and that skylight,

The black bathtub - it is the one contrast point in here that is absolutely necessary!"

- Darren



PRODUCT IN FOCUS

Luke and Jasmin used Bradford SoundScreen in the internal walls of the ensuite to keep noise and interruptions to a minimum!
For more info, visit [SoundScreen.com.au](https://www.soundscreen.com.au)



AVAILABLE
AT MITRE 10

CSR

Master Ensuite Renovation Checklist

WALLS

- External Walls ☐
- Bradford Gold Hi-Performance Insulation ☐
- Internal Walls ☐
- Bradford SoundScreen Acoustic Insulation ☐
- Gyprock Aquacheck™ Plasterboard ☐
- Gyprock Flexible™ Plasterboard ☐

CEILING




- Bradford Gold Hi-Performance Insulation ☐
- Gyprock Supacej™ Plasterboard ☐
- Velux Solar Powered Skylight ☐

FLOORS

- Bradford Optimo Underfloor Insulation ☐

FITTINGS & FURNISHINGS

- Bahama 1700 Stone Bath, Matt Black | Schots ☐
- Mizu brushed gold fittings | Reece ☐
- Aksel 1 Light Wall Bracket in Brass | Beacon ☐
- Kado Neue Arch Mirrored Cabinet | Reece ☐
- ISSY Z8 1500mm Vanity Unit 6 Drawers | Reece ☐



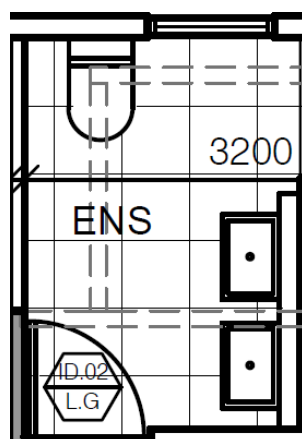
RECAP

This week, Jimmy and Tam created a small-but-mighty, delightfully pink master ensuite which was a modern take on the 50s era, with more brass fittings and a vanity to complement their master bedroom perfectly.

HIGHLIGHTS

The attention to detail from this team, demonstrating their learnings from last week's mishaps was shown in their clever tweaks to the layout and their perfect styling choices.

"The colour palette they are using all the way through is divine," Shaynna said. 'The terrazzo, the vanity is so streamlined, it's stunning."



PRODUCT IN FOCUS

Jimmy and Tam used Bradford SoundScreen in the internal walls of the ensuite to keep noise and interruptions to a minimum!
For more info, visit [SoundScreen.com.au](https://www.soundscreen.com.au)



AVAILABLE
AT MITRE 10

CSR

Master Ensuite Renovation Checklist

WALLS

- External Walls ☐
- Bradford Gold Hi-Performance Insulation ☐
- Internal Walls ☐
- Bradford SoundScreen Acoustic Insulation ☐
- Gyprock Aquacheck™ Plasterboard ☐

CEILING

- Bradford Gold Hi-Performance Insulation ☐
- Gyprock Supaceil™ Plasterboard ☐
- Velux Solar Powered Skylight ☐

FLOORS

- Bradford Optimo Underfloor Insulation ☐

FITTINGS & FURNISHINGS

- Hoop Basin by Nood Co | Blush Pink ☐
- Kado Neue Arch Mirrored Cabinet | Reece ☐
- Calissa Double Vanity, Natural Oak | Schots ☐